

Part 1

Understanding the Foreigners-only Casino Industry

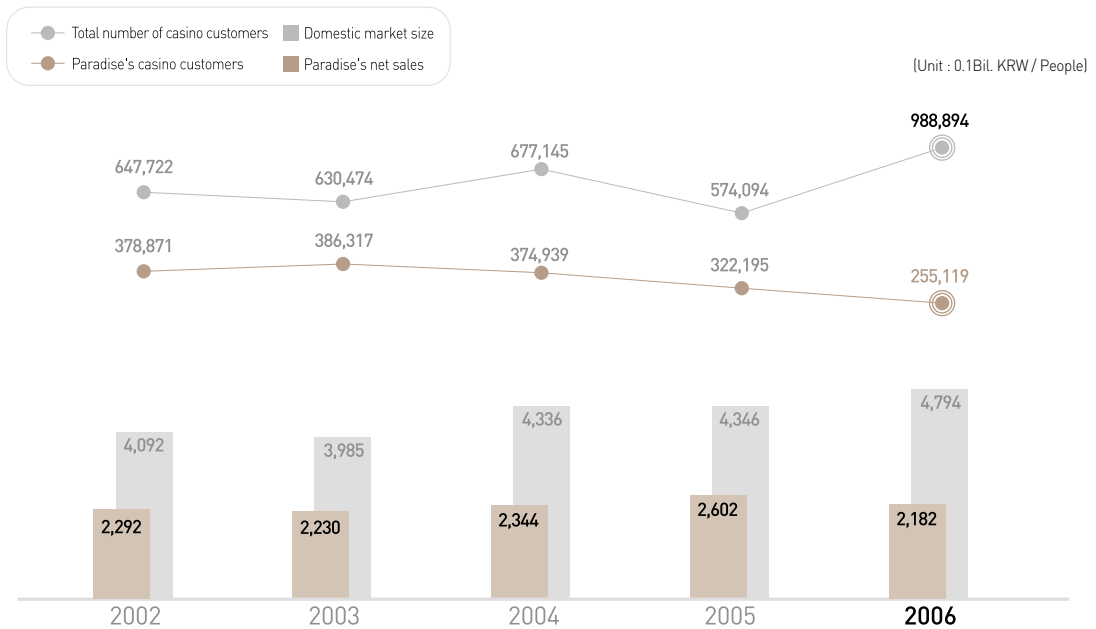
Paradise is opening the door for bright and hopeful future of Korea's casino business by integrating young passion and long history of casino business exclusively for foreigners



Current Stage of Foreigners-only Casino Business

Market Size of Casinos exclusively for Foreigners

Source : Korea Casino Tourism Association [Net sales (Sales - Casino loss)]



Locations of Foreigners-only Casinos

Source : Korea Casino Tourism Association

- Seoul**
1. Paradise Walker-Hill Casino
 2. 7Luck Casino Seoul Gangnam
 3. 7Luck Casino Millennium Seoul Hilton

- Incheon**
4. Paradise GoldenGate Casino

- Kangwondo**
5. Sorak Park Hotel Casino

- Gyeongju**
6. GyeongJu Hilton Hotel Benistar Casino

- Busan**
7. Paradise Casino Busan
 8. 7Luck Casino Busan Lotte

- Jeju**
- | | |
|--------------------------|-----------------------------|
| 9. Paradise Grand Casino | 13. Tropicana Casino |
| 10. Ramada Plaza Casino | 14. Shilla Hotel Casino |
| 11. Jeju Oriental Casino | 15. Lotte Hotel Jeju Casino |
| 12. Crowne Plaza Casino | 16. Hyatt Hotel Casino |



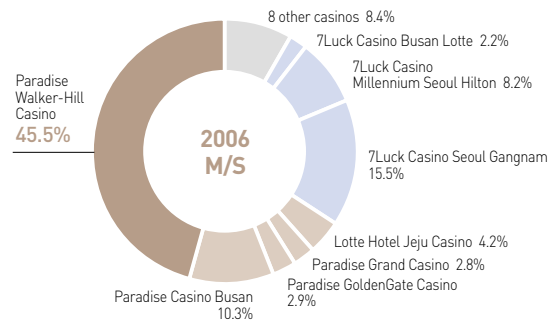
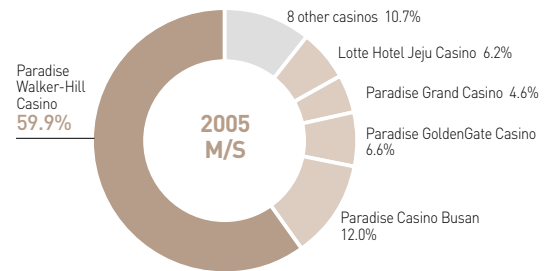
Market Size in S. Korea & Market Share

Market Size

Source : Korea Casino Tourism Association [Net sales (Sales - Casino loss)]

(Unit : Mil. KRW)

	Category	Net sales	M/S
2005	Paradise Walker-Hill Casino	260,189	59.9%
	Paradise Casino Busan	52,173	12.0%
	Paradise GoldenGate Casino	28,704	6.6%
	Paradise Grand Casino	20,221	4.6%
	Lotte Hotel Jeju Casino	27,183	6.2%
	8 other casinos	46,182	10.7%
	Total	434,652	100.0%
2006	Paradise Walker-Hill Casino	218,250	45.5%
	Paradise Casino Busan	49,491	10.3%
	Paradise GoldenGate Casino	13,774	2.9%
	Paradise Grand Casino	13,225	2.8%
	Lotte Hotel Jeju Casino	20,027	4.2%
	7Luck Casino Seoul Gangnam	74,385	15.5%
	7Luck Casino Millennium Seoul Hilton	39,525	8.2%
	7Luck Casino Busan Lotte	10,740	2.2%
	8 other casinos	39,999	8.4%
	Total	479,416	100.0%



Number of Customers by Countries

Source : Korea Casino Tourism Association

(Unit : People, Machines)

	Category	Total customers		Japan		China		Others		Table	Machines
2005	Paradise Walker-Hill Casino	322,195	56.1%	116,754	36.2%	82,412	25.6%	123,029	38.2%	79	168
	Paradise Casino Busan	103,730	18.1%	86,288	83.2%	8,841	8.5%	8,601	8.3%	34	50
	Paradise GoldenGate Casino	18,100	3.2%	10,389	57.4%	1,313	7.3%	6,398	35.3%	25	51
	Paradise Grand Casino	20,971	3.7%	17,331	82.6%	3,570	17.0%	70	0.4%	35	83
	Lotte Hotel Jeju Casino	42,573	7.4%	32,589	76.5%	96	0.2%	9,888	23.3%	34	60
	8 other casinos	66,525	11.5%	38,786	58.3%	10,720	16.1%	17,019	25.6%	178	269
	Total	574,094	100.0%	302,137	52.6%	106,952	18.6%	165,005	28.8%	385	681
2006	Paradise Walker-Hill Casino	255,119	25.8%	82,229	32.2%	89,251	35.0%	83,639	32.8%	79	158
	Paradise Casino Busan	88,015	8.9%	65,921	74.9%	11,426	13.0%	10,668	12.1%	32	50
	Paradise GoldenGate Casino	16,429	1.7%	9,517	57.9%	1,800	11.0%	5,112	31.1%	28	43
	Paradise Grand Casino	24,353	2.4%	20,413	83.8%	3,597	14.8%	343	1.4%	34	96
	Lotte Hotel Jeju Casino	36,706	3.7%	27,088	73.8%	6,443	17.6%	3,175	8.6%	33	60
	7Luck Casino Seoul Gangnam	218,598	22.1%	80,709	36.9%	23,382	10.7%	114,507	52.4%	55	110
	7Luck Casino Millennium Seoul Hilton	224,302	22.7%	143,796	64.1%	13,709	6.1%	66,797	29.8%	59	142
	7Luck Casino Busan Lotte	54,094	5.5%	43,666	80.7%	1,248	2.3%	9,180	17.0%	34	70
	8 other casinos	71,278	7.2%	47,251	66.3%	11,794	16.5%	12,233	17.2%	174	232
Total	988,894	100.0%	520,590	52.6%	162,650	16.4%	305,654	31.0%	528	961	

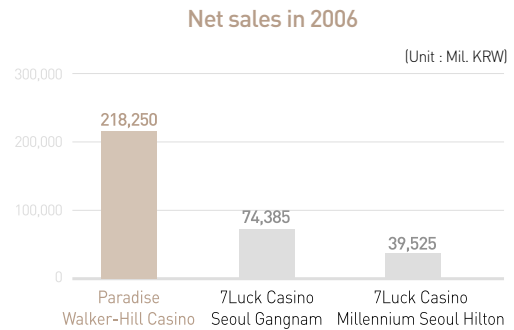
Market Size in Seoul & Market Share

Market Size

Source : Korea Casino Tourism Association [Net sales (Sales - Casino loss)]

(Unit : Mil. KRW)

Category		Net sales	M/S
2005	Paradise Walker-Hill Casino	260,189	100.0%
	Total	260,189	100.0%
2006	Paradise Walker-Hill Casino	218,250	65.7%
	7Luck Casino Seoul Gangnam	74,385	22.4%
	7Luck Casino Millennium Seoul Hilton	39,525	11.9%
	Total	332,160	100.0%



Number of Customers by Countries (Seoul only)

Source : Korea Casino Tourism Association

(Unit : People)

Category		Total customers	Japan		China		Others	
2005	Paradise Walker-Hill Casino	322,195	116,754	36.2%	82,412	25.6%	123,029	38.2%
	Total	322,195	116,754	36.2%	82,412	25.6%	123,029	38.2%
2006	Paradise Walker-Hill Casino	255,119	82,229	11.7%	89,251	12.8%	83,639	12.0%
	7Luck Casino	442,900	224,505	32.2%	37,091	5.3%	181,304	26.0%
	Total	698,019	306,734	43.9%	126,342	18.1%	264,943	38.0%

Note) 7Luck Casino include 7Luck Casino Seoul Gangnam and 7Luck Casino Millennium Seoul Hilton

