

■ ■ Part2 Understanding the Casino Business exclusively for Foreigners

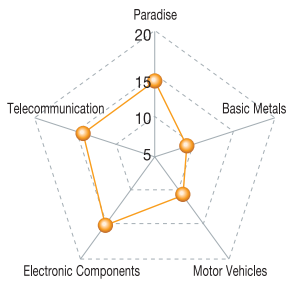


Industry Excellence

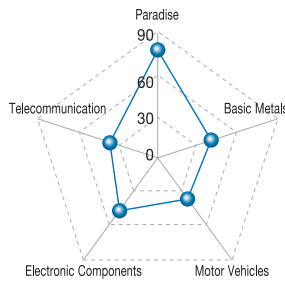
Superior Industry combined with Growth, Stability and High Profitability

Comparison to major industries

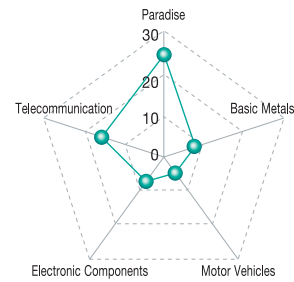
CAGR of Sales(1992-2002)



Net Worth/Total Asset Ratio (2002)



Operating Profit Margin (2002)



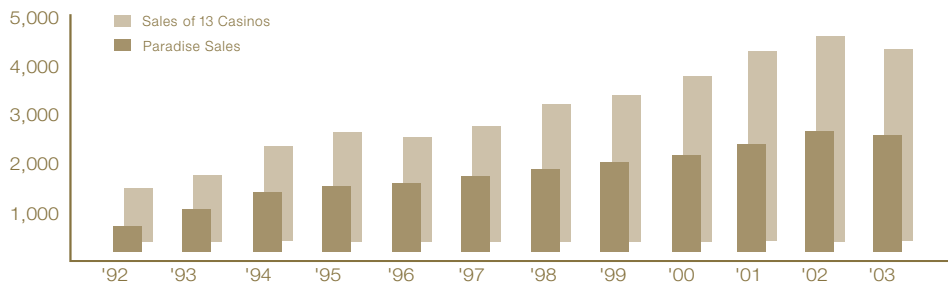
※ Source : Industry Research (2003, Bank of Korea)

Current Stage of the Casino Business for Foreigners only

Perform steady growth

Market Size of Casinos exclusively for Foreigners

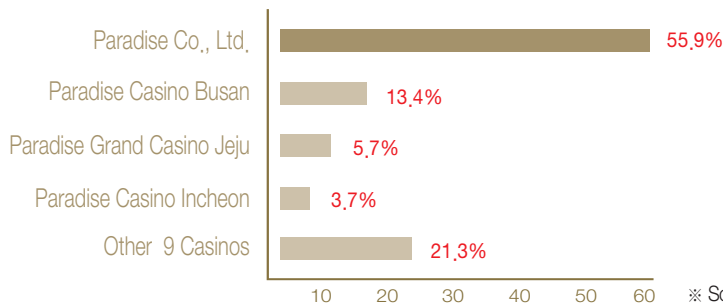
(Unit : KRW100Mil)



※ Source : Korea Casino Tourism Association

Current Market-share

Market-share in the year 2003



※ Source : Korea Casino Tourism Association, based on Net Sales